

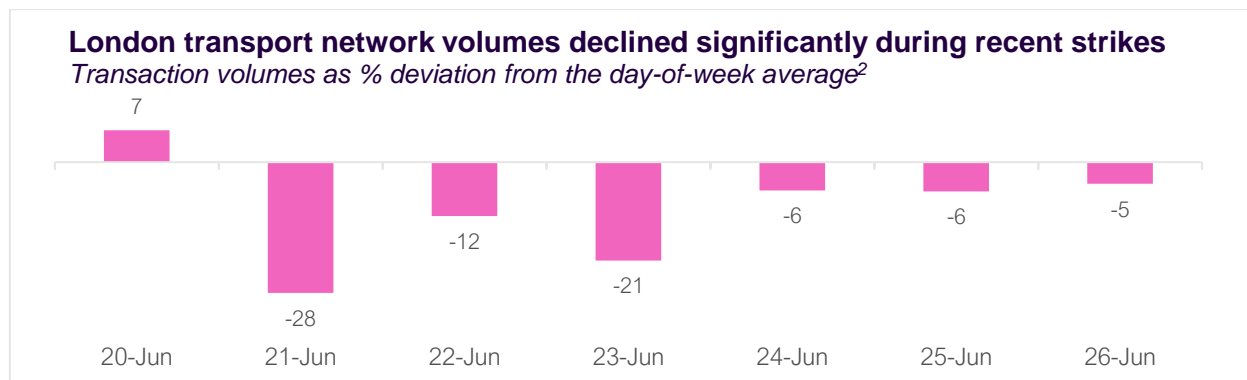


## Fable Data on the RMT rail strikes: London commuter transactions plunge by up to 28% during national rail strikes

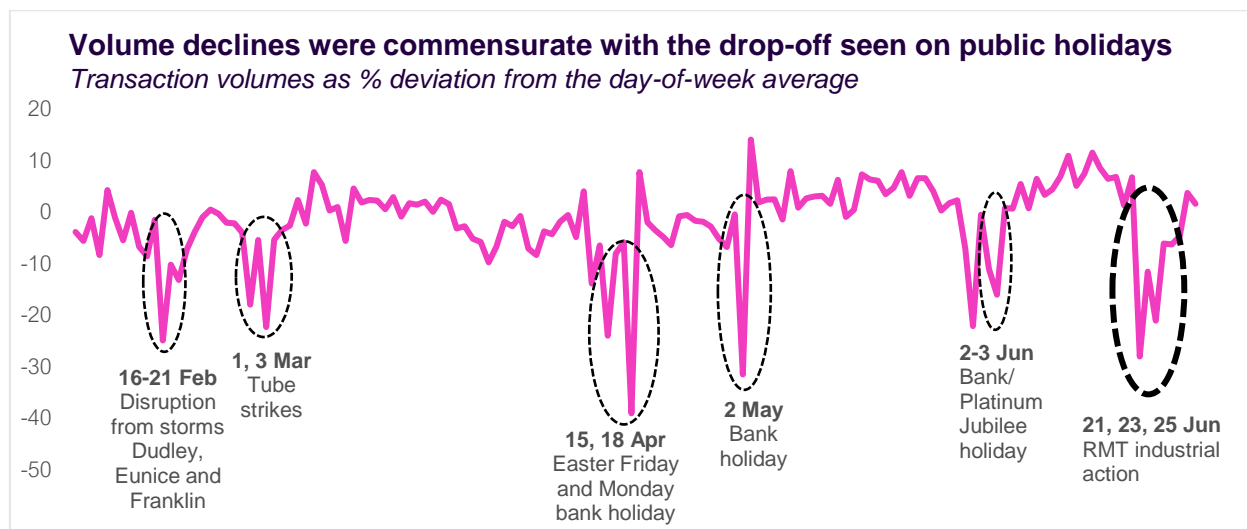
**London – Jul 5, 2022** – Fable Data, the award-winning consumer transaction data specialist based in London, has today released figures that show transaction volumes across London’s transport network were down significantly due to the RMT’s recent industrial action on Tuesday 21<sup>st</sup> June, Thursday 23<sup>rd</sup> June and Saturday 25<sup>th</sup> June.

- Recent strikes saw a drop in transaction volumes of between 5-28% across London’s transport network, with the first of three days of the week having seen the greatest decline.
- The decline in transaction volumes was greater than the Tube strikes seen in March 2022 and was commensurate with the drop in volume seen on recent public holidays.
- The impact of the strikes was seen beyond just the transport network, with transaction volumes at Commuter Eats<sup>1</sup> retailers down by as much as 14% through the week.

Transaction volumes across the London transport network dropped 28% during the 24-hour strike on the London Underground on the 21<sup>st</sup> June. The action accompanied national railway strikes that took place on the 21<sup>st</sup>, 23<sup>rd</sup>, and 25<sup>th</sup> of June. Additional disruption was seen on non-strike days. Throughout the week, transaction volumes across the London transport network remained between 5 to 28% lower than average.



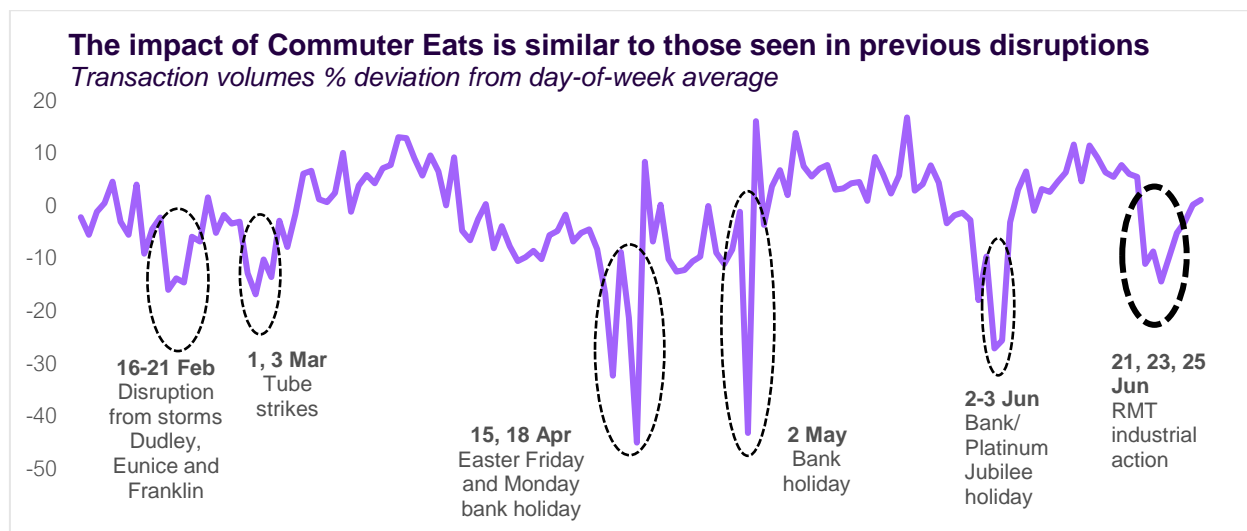
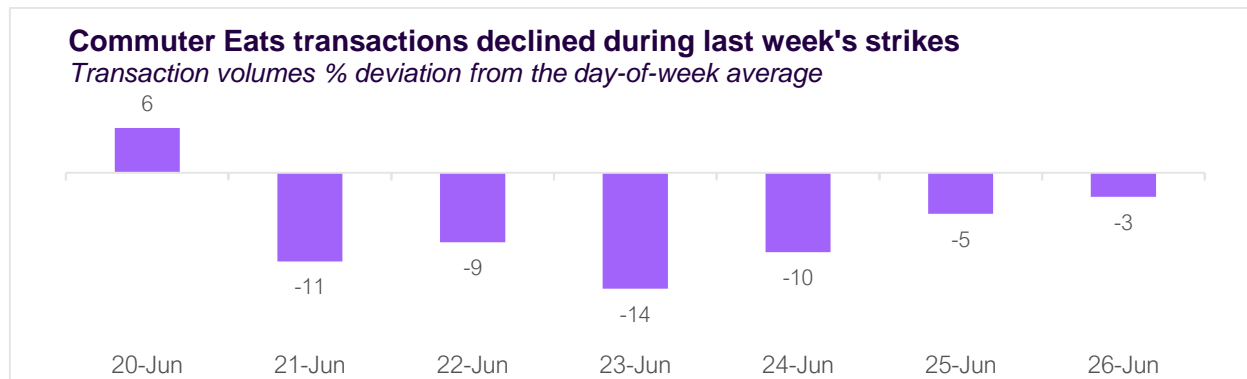
The impact of the worst rail strike in three decades was more significant than that seen from other rail disruptions earlier in 2022 – including during Storm Dudley, Eunice & Franklin in February (-25%) and Tube strikes in March (-18 and 22%). With transaction volumes down by as much as 28%, the decline was commensurate with recent public holidays including the Platinum Jubilee and early May Bank Holiday.



<sup>2</sup> The baseline average for a particular day of the week is calculated by taking the average number of transactions on each day between February and June in 2022. Days on which disruptions have been identified are excluded from the baseline average. All data is based on London only.



The impact of fewer Londoners commuting was not only seen in the transport industry, with Commuter Eats also experiencing significant declines in transactions made that week. The figures show a decrease in transaction volumes for this group ranging from 3 to 14% as a result of more workers staying at home.



<sup>1</sup> Places frequented daily by commuters, such as convenience stores or eating outlets typically located on high streets or close to train stations.

--ENDS--

### Notes to the Editor

More information on Fable Data can be found at [www.FableData.com](http://www.FableData.com). For any further information please contact Roxanne Pocha, Chief Marketing Officer, [roxanne@fabledata.com](mailto:roxanne@fabledata.com).

### About Fable Data

Fable Data is an Award winning pioneer in the European transaction data market. We own the most comprehensive anonymised dataset of European real time banking and credit card data - representing millions of consumers and over a billion rows of data. Fable's mission is to provide better data to decision makers in business and government.

### Disclaimer

The views expressed in this report are the views of the authors and are not intended to represent any advice. They should be considered in the context of other economic indicators and publicly available information.